



ES

MODELLO DI TRAZIONE-SPINTA *PUSH- PULL MODEL*

| Codice - code CEI | Codice - code CNH | Diametro - Diameter | Tensione Voltage | Serie - Series (*) |
|-------------------|-------------------|---------------------|------------------|--------------------|
| ES622AM3AL/1 | 98417602 | 60 mm | 24 VDC | 2 |
| ES612AM3H | 8017114 | 60 mm | 12 VDC | 2 |

ES

MODELLO DI TRAZIONE-SPINTA *PUSH- PULL MODEL*

| Codice - code CEI | Codice - code CNH | Diametro - Diameter | Tensione Voltage | Serie - Series (*) |
|-------------------|-------------------|---------------------|------------------|--------------------|
| ES622AM3HT | 98423938 | 60 mm | 24 VDC | 2 |
| ES623AM3HT | 99463482 | 60 mm | 24 VDC | 3 |


E

E4626CM3/SY1



E

E4626C2M3/SY2



| Codice - code CEI | Codice - code CNH | Diametro - Diameter | Tensione Voltage | Serie - Series (*) |
|-------------------|-------------------|---------------------|------------------|--------------------|
| E4626CM3/SY1 | 99453479 | 46 mm | 24 VDC | 3 |
| E4626C2M3/SY2 | 76192483 | 46 mm | 24 VDC | 3 |

(*) Circuiti elettrici per motori diesel - *Electric circuits for diesel engines*

- serie 2 con interruttore interno, serie 3 senza interruttore interno

- *series 2 with internal switch, series 3 without internal switch*